


# Power Supplies TP

## Rectifier, Break Chopper and Line Filter

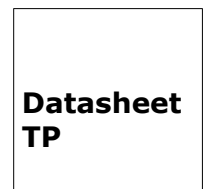


Devices of the TP series are designed for the TSD servo drives series.

One TP provides the DC-bus for up to four drives (8 axes).

### Properties


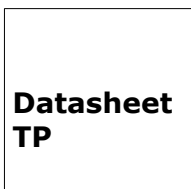
- Rectifier, inrush current limiter
- Large capacitance for recovery of kinetic energy
- Internal or external braking resistor for limiting the DC-bus voltage
- Optional connection for external braking resistor (BRK option)
- DC-bus output connections for up to four drives
- Connections for two cooling fans
- Status output and status LED
- Phase failure detection (only with 3PH option and 3-phase supply)



# Specifications

	TP50	TP80	TP130	TP350
Input voltage 1 phase AC	31...35VAC ±10%, 50/60Hz	44...56VAC ±10%, 50/60Hz	44...86VAC ±10%, 50/60Hz	44...230VAC ±10%, 50/60Hz
Input voltage 3 phase AC	3x31...35VAC ±10% (L-L), 50/60Hz	3x44...56VAC ±10% (L-L), 50/60Hz	3x44...86VAC ±10% (L-L), 50/60Hz	3x44...230VAC ±10% (L-L), 50/60Hz
Input voltage DC	40...50VDC ±10%	62...80VDC ±10%	62...122VDC ±10%	62...325VDC ±10%
Input Current	22 Arms max. requires external fuse maximum 20A, e.g. Hager NBN320 Switch-on current limitation (250Ω)			
Output voltage	nom. 50VDC max. 59VDC	nom. 80VDC max. 93VDC	nom. 122VDC max. 142VDC	nom. 325VDC max. 380VDC
Output current	continuous max. 14A peak: 20A (30s); 25A (2s)			
Capacity	7.5mF ±20%			2.8mF ±20%
Braking voltage	57V ±1%	90V ±1%	137.5V ±1%	375V ±1%
Internal brake resistor	7Ω			18Ω
	5000J, 50W continuous (requires cooling)			
External brake resistor	min. 2.5Ω	min. 4Ω	min. 6.5Ω	min. 17Ω
Status/Fan supply	24 VDC ±20%			
Fan1, Fan2	Direct connection, 24V, 1A			
Communication	Status out, High-Side Switch, 24V on/off, 30mA			
Dimensions	w x h x d: 68 x 205 x 184mm <sup>3</sup> (68 x 205 x 181mm <sup>3</sup> until Revision E4)			

Subject to change without notice.



## Triamec Motion AG

Lindenstrasse 16  
CH-6340 Baar  
Switzerland

Tel. +41 41 747 4040  
info@triamec.com  
www.triamec.com